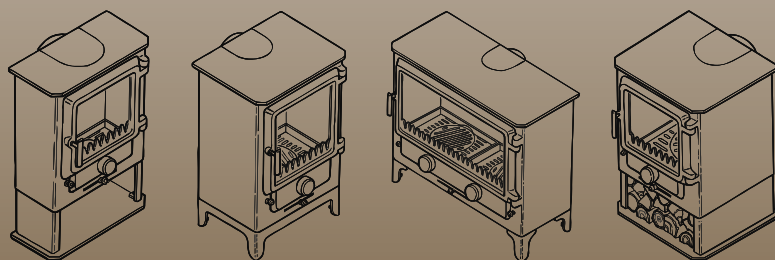


**Advanced Technology *kept simple***



**merlin**  
**woodburning stoves**



# The merlin range

Unique stoves that *simply* offer you more

Our Merlin range of stoves has been carefully built and crafted to perfection. They have been created to meet the ever increasing market demand for high efficiency and exceptionally environmentally friendly stoves as an alternative heat source for the home.



## Design & Concept

The stoves' clear cut British design is aesthetically pleasing and has been created to give a welcoming visual experience by offering an ultra clear view of the fire at all times.

Defying contemporary or traditional labels, these unique stoves become a natural focal point in any setting. Merlin Stoves have simple and uncomplicated lines, yet they are attractive in every fashion sense.



## Construction & Performance

The revolutionary (patent pending) triple chamber construction and low draught starting make the Merlin range unique on the market when it comes to performance, efficiency and low emissions. Appearing elegant on the outside, they are extremely robust and powerful on the inside. Built with the latest technology, these easily controllable stoves run without the need for additional fussy components and expensive accessories whilst coping effortlessly with all weather conditions.



## Unique RAM Air System

**Rapid Air Movement** can be achieved in seconds, enabling the instant lighting of the stove. Unlike some, these stoves do not need to be pampered. The firebox can be transformed into a spectacular unobstructed living flame in seconds. The unique characteristics allow clean combustion and clean flames to bring warmth into the room in minutes. Intelligent heating to say the least.



# merlin

## WIDESCREEN



The Merlin Widescreen will create the right impression in any home. With its huge glass window, it not only offers everything in looks, it also works without the need to pamper. The super large fire box takes 24 inch logs with minimal fuss, allowing you to relax for hours and enjoy the view. Controlling this stove is simply effortless.

Merlin Stoves are different in every sense, not only in performance and efficiency but also in stylish good looks.

Contemporary or traditional, Merlin Stoves are noticeably different. There is one single door to clearly see more. It is a dust free clean design, without fussy details.

All our stoves are built with Merlin's patent pending **Rapid Air Movement** technology. Unlike other stoves, heat is delivered to the room in seconds after

lighting. Straightforward controls mean regulating and maintaining the desired temperature is simple.

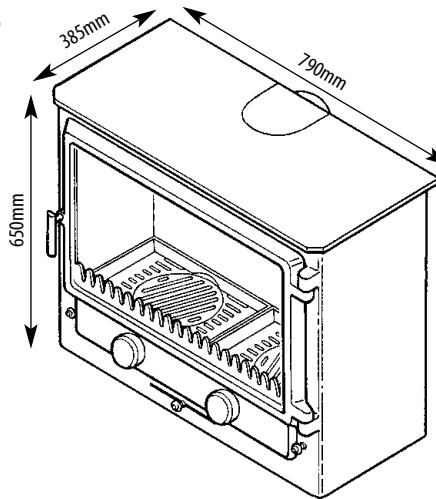
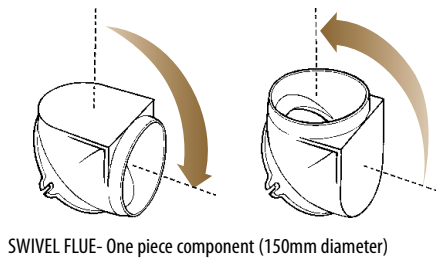
The stove's twin-skinned insulated jacket ensures heat is accumulated and maintained within the stove body for hours after shutdown.

The Merlin range of multifuel stoves is revolutionary in all respects, and brings a whole new way of thinking when it comes down to natural conventional heating!

**Advanced Technology *kept simple***

widescreen

# merlin WIDESCREEN



## Features

- Multifuel capability - *Burns both coal and wood.*
- Clean cut British design - *No dust traps.*
- Optimum performance with high efficiency - *Environmentally friendly.*
- Patented (p) airflow system, ultra clean combustion and clear glass - *Unique design.*
- Large firebox capacity - *Extended burn time capability.*
- Fast effective high/low temperature control - *User friendly.*
- One piece swivel flue component for top or rear exit - *Installer friendly.*
- Dual chamber construction - *Retains the heat for longer.*
- Large durable stainless steel ash pan - *Less cleaning longer lasting.*
- Fully adjustable legs or log box - *Installer friendly.*

## Specifications

### Model

Widescreen

### Width

790mm

### Height

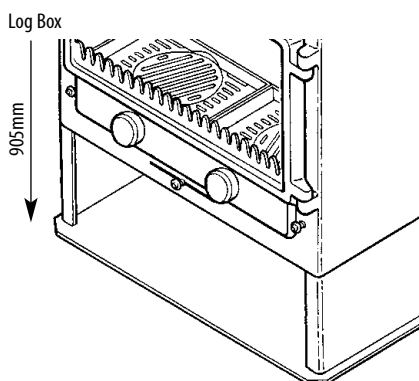
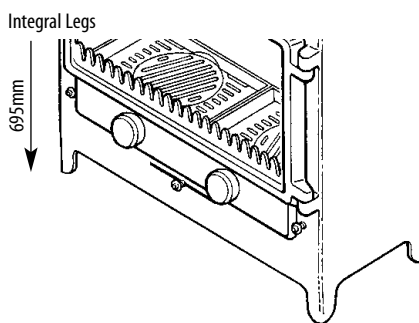
650mm (standard or profile)  
695mm (with integral legs)  
905mm (with log box)

### Depth

385mm

### Heat Output

Up to 16kW  
(12.5kW nominal tested)



## Upon request

- Boilers for hot water and central heating.
- Wide selection of colours.
- Log Box.
- Choice of fully moulded body or profiled skirt finish.
- Choice of furnishings.
- Additional options and accessories on request.

**Merlin Stoves Ltd**, Foregates,  
Holmer, Hereford HR4 9RJ England

T 01432 360016 F 01432 261116

E: sales@merlinstoves.co.uk

www.merlinstoves.co.uk

Your Merlin Stove Dealer:

# merlin

## STANDARD



We have designed the Merlin Standard not just for looks. Robust and durable, yet simple and elegant in appearance, this powerful stove - built with all the latest technology, delivers heat in minutes after lighting. The large stay-clear glass window and high tech fire box allows you to stack the wood inside providing you with hours of free time to relax and enjoy the fire.

Merlin Stoves are different in every sense, not only in performance and efficiency but also in stylish good looks.

Contemporary or traditional, Merlin Stoves are noticeably different. There is one single door to clearly see more. It is a dust free clean design, without fussy details.

All our stoves are built with Merlin's patent pending **Rapid Air Movement** technology. Unlike other stoves, heat is delivered to the room in seconds after

lighting. Straightforward controls mean regulating and maintaining the desired temperature is simple.

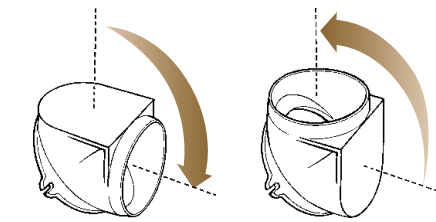
The stove's twin-skinned insulated jacket ensures heat is accumulated and maintained within the stove body for hours after shutdown.

The Merlin range of multifuel stoves is revolutionary in all respects, and brings a whole new way of thinking when it comes down to natural conventional heating!

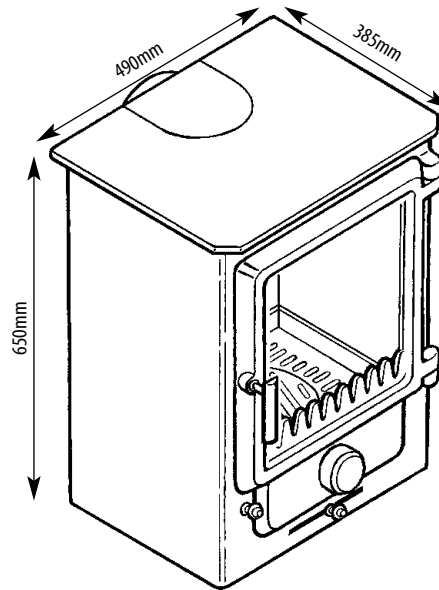
**Advanced Technology *kept simple***

standard

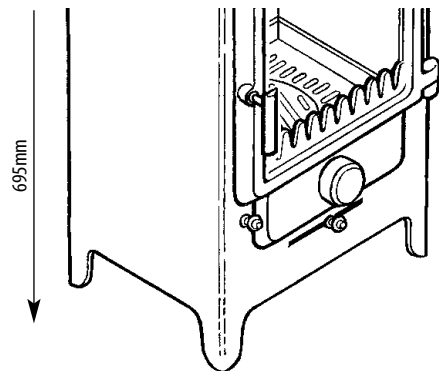
# merlin STANDARD



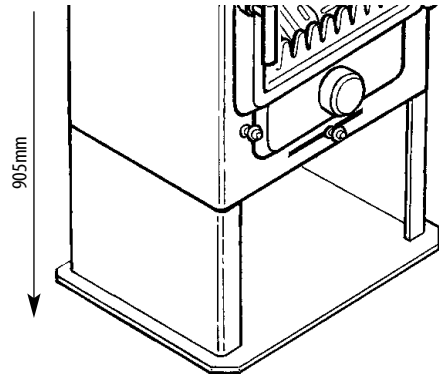
SWIVEL FLUE- One piece component (150mm diameter)



Integral Legs



Log Box



## Features

- Multifuel capability - Burns both coal and wood.
- Clean cut British design - No dust traps.
- Optimum performance with high efficiency - Environmentally friendly.
- Patented (p) airflow system, ultra clean combustion and clear glass - Unique design.
- Large firebox capacity - Extended burn time capability.
- Fast effective high/low temperature control - User friendly.
- One piece swivel flue component for top or rear exit - Installer friendly.
- Dual chamber construction - Retains the heat for longer.
- Large durable stainless steel ash pan - Less cleaning longer lasting.
- Fully adjustable legs or log box - Installer friendly.

## Upon request

- Boilers for hot water and central heating.
- Wide selection of colours.
- Log Box.
- Choice of fully moulded body or profiled skirt finish.
- Choice of furnishings.
- Additional options and accessories on request.

## Specifications

**Model**  
Standard

**Width**  
490mm

**Height**  
650mm (standard or profile)  
695mm (with integral legs)  
905mm (with log box)

**Depth**  
385mm

**Heat Output**  
Up to 12kW  
(8kW nominal tested)

**Merlin Stoves Ltd**, Foregates,  
Holmer, Hereford HR4 9RJ England

T 01432 360016 F 01432 261116

E: sales@merlinstoves.co.uk

www.merlinstoves.co.uk

Your Merlin Stove Dealer:

# merlin

## SLIMLINE



The Merlin Slimline, our smallest stove, has plenty to offer. Compact and functional with our trademark large unobstructed glass front, this stove offers intelligent heat with all the characteristics of design and concept that define the Merlin range of multifuel stoves.

Merlin Stoves are different in every sense, not only in performance and efficiency but also in stylish good looks.

Contemporary or traditional, Merlin Stoves are noticeably different. There is one single door to clearly see more. It is a dust free clean design, without fussy details.

All our stoves are built with Merlin's patent pending **Rapid Air Movement** technology. Unlike other stoves, heat is delivered to the room in seconds after

lighting. Straightforward controls mean regulating and maintaining the desired temperature is simple.

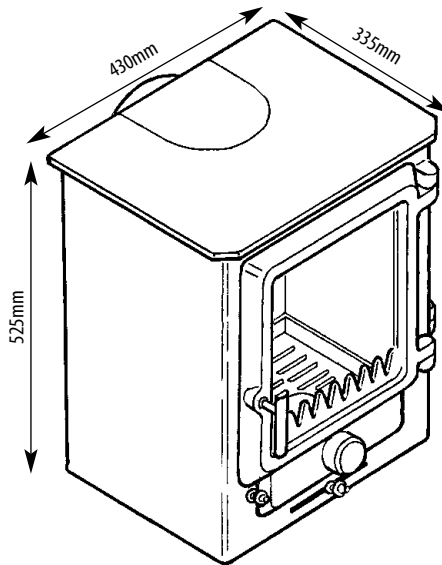
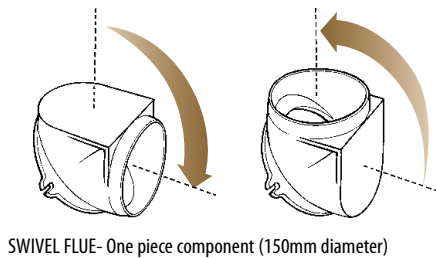
The stove's twin-skinned insulated jacket ensures heat is accumulated and maintained within the stove body for hours after shutdown.

The Merlin range of multifuel stoves is revolutionary in all respects, and brings a whole new way of thinking when it comes down to natural conventional heating!

**Advanced Technology *kept simple***

merlin  
SLIMLINE

# merlin SLIMLINE



## Features

- Multifuel capability - Burns both coal and wood.
- Clean cut British design - No dust traps.
- Optimum performance with high efficiency - Environmentally friendly.
- Patented (p) airflow system, ultra clean combustion and clear glass - Unique design.
- Large firebox capacity - Extended burn time capability.
- Fast effective high/low temperature control - User friendly.
- One piece swivel flue component for top or rear exit - Installer friendly.
- Dual chamber construction - Retains the heat for longer.
- Large durable stainless steel ash pan - Less cleaning longer lasting.
- Fully adjustable legs or log box - Installer friendly.

## Specifications

**Model**  
Slimline

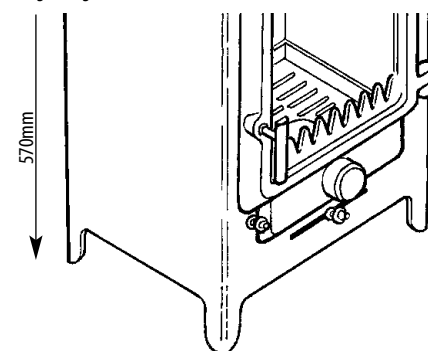
**Width**  
430mm

**Height**  
525mm (standard or profile)  
570mm (with integral legs)  
775mm (with log box)

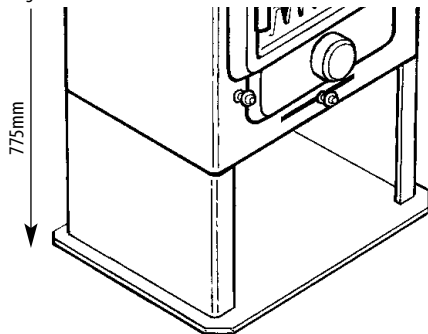
**Depth**  
335mm

**Heat Output**  
Up to 6kW  
(4kW nominal tested)

Integral Legs



Log Box



## Upon request

- Boilers for hot water and central heating.
- Wide selection of colours.
- Log Box.
- Choice of fully moulded body or profiled skirt finish.
- Choice of furnishings.
- Additional options and accessories on request.

**Merlin Stoves Ltd**, Foregates,  
Holmer, Hereford HR4 9RJ England

T 01432 360016 F 01432 261116

E: sales@merlinstoves.co.uk

www.merlinstoves.co.uk

Your Merlin Stove Dealer:

# merlin

## MIDLINE



The Merlin Midline is built to perform. 12 inch logs are no problem with plenty of depth in its spacious firebox, hours can be spent relaxing and enjoying the unobstructed view of the natural fire before refueling is needed. Sophisticated yet simple. Extended burn time capability and clean consumption, past inspirations here today.

Merlin Stoves are different in every sense, not only in performance and efficiency but also in stylish good looks.

Contemporary or traditional, Merlin Stoves are noticeably different. There is one single door to clearly see more. It is a dust free clean design, without fussy details.

All our stoves are built with Merlin's patent pending **Rapid Air Movement** technology. Unlike other stoves, heat is delivered to the room in seconds after

lighting. Straightforward controls mean regulating and maintaining the desired temperature is simple.

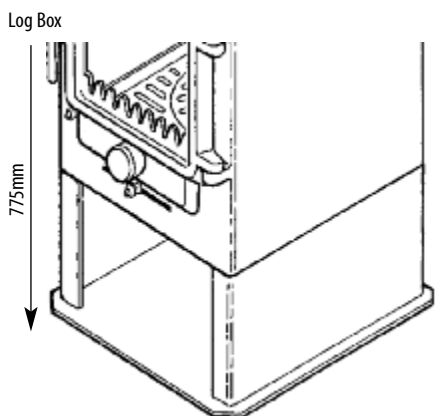
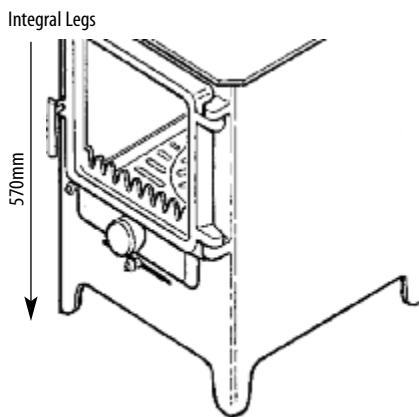
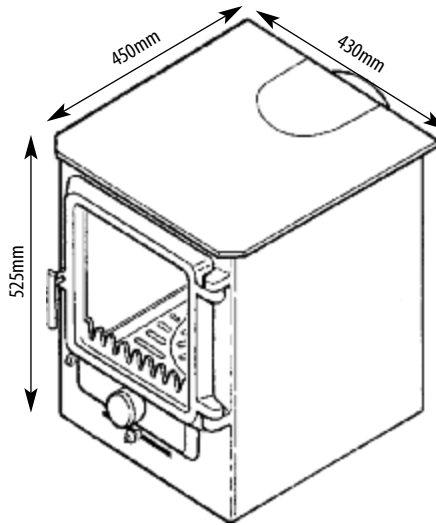
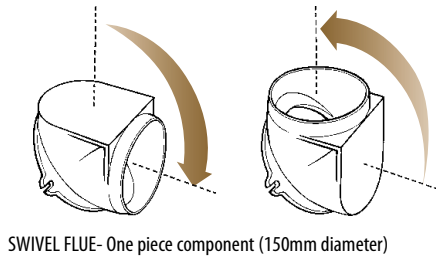
The stove's twin-skinned insulated jacket ensures heat is accumulated and maintained within the stove body for hours after shutdown.

The Merlin range of multifuel stoves is revolutionary in all respects, and brings a whole new way of thinking when it comes down to natural conventional heating!

**Advanced Technology *kept simple***

merlin  
midline

# merlin MIDLINE



## Features

- Multifuel capability - Burns both coal and wood.
- Clean cut British design - No dust traps.
- Optimum performance with high efficiency - Environmentally friendly.
- Patented (p) airflow system, ultra clean combustion and clear glass - Unique design.
- Large firebox capacity - Extended burn time capability.
- Fast effective high/low temperature control - User friendly.
- One piece swivel flue component for top or rear exit - Installer friendly.
- Dual chamber construction - Retains the heat for longer.
- Large durable stainless steel ash pan - Less cleaning longer lasting.
- Fully adjustable legs or log box - Installer friendly.

## Upon request

- Boilers for hot water and central heating.
- Wide selection of colours.
- Log Box.
- Choice of fully moulded body or profiled skirt finish.
- Choice of furnishings.
- Additional options and accessories on request.

## Specifications

**Model**  
Midline

**Width**  
430mm

**Height**  
525mm (standard or profile)  
570mm (with integral legs)  
775mm (with log box)

**Depth**  
450mm

**Heat Output**  
Up to 8kW  
(4.8kW nominal tested)

**Merlin Stoves Ltd**, Foregates,  
Holmer, Hereford HR4 9RJ England

T 01432 360016 F 01432 261116

E: sales@merlinstoves.co.uk

www.merlinstoves.co.uk

Your Merlin Stove Dealer:

## Features

- Multifuel capability - *Burns both coal and wood.*
- Clean cut British design - *No dust traps.*
- Optimum performance with up to 81% efficiency - *Environmentally friendly.*
- Patented (p) airflow system, ultra clean combustion and clear glass - *Unique design.*
- Large firebox capacity - *Extended burn time capability.*
- Fast effective high/low temperature control - *User friendly.*
- One piece swivel flue component for top or rear exit - *Installer friendly.*
- Dual chamber construction - *Retains the heat for longer.*
- Large durable stainless steel ash pan - *Less cleaning longer lasting.*
- Fully adjustable legs or log box - *Installer friendly.*
- Baffle plate can be removed without disturbing the firebricks - *chimney sweep friendly.*

## Upon request

- Boilers for hot water and central heating.
- Wide selection of colours.
- Log Box.
- Choice of fully moulded body or profiled skirt finish.
- Choice of furnishings.
- Additional options and accessories on request.

# merlin

## woodburning stoves



### **Customer Assurance**

This exclusive range of stoves will only be available at selected retail outlets throughout the UK and Europe. Each retailer will be able to offer customers their full technical expertise in selecting the stove to suit each individual requirement, from the showroom right through to installation and commissioning the stove in the comfort of their own home.

### **Merlin Guarantee**

Merlin stoves have a lifetime guarantee on the main body. Servicable cast parts carry a five year warranty, please refer to the operating manual for details.



**British Designed  
Lifetime Guarantee**

**Merlin Stoves Ltd**, Foregates, Holmer, Hereford HR4 9RJ England

T 01432 360016 F 01432 261116

E: [sales@merlinstoves.co.uk](mailto:sales@merlinstoves.co.uk) W: [www.merlinstoves.co.uk](http://www.merlinstoves.co.uk)

Your Merlin Stove Dealer: